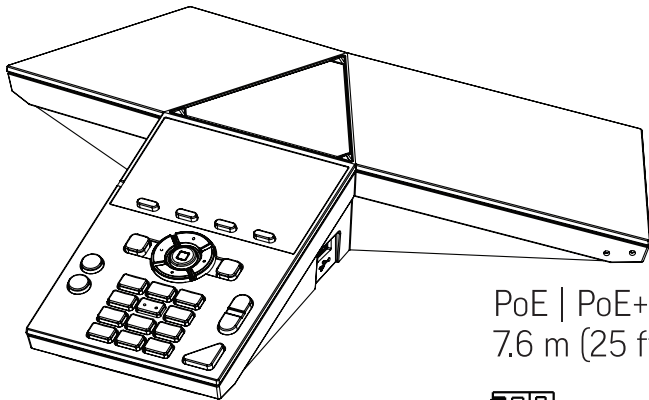


# POLYCOM® TRIO® 8300 AND TRIO® 8300NR (NO RADIO) Set Up Guide

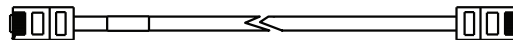


This Quick Tips applies to Poly Trio 8300 systems.

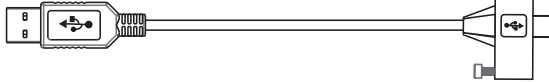
View the *Poly Trio Solution User Guide* for more information on available features.



PoE | PoE+  
7.6 m (25 ft)



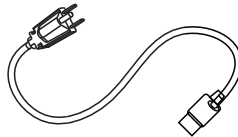
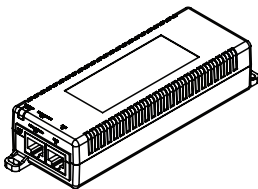
USB - Micro USB  
1.2 m (4 ft)



L-Wrench




Power  
1.8 m - 3.5 m (6 ft - 11.5 ft)




LAN  
2.1 m (7 ft)



Mic  
2.1 m (7 ft)



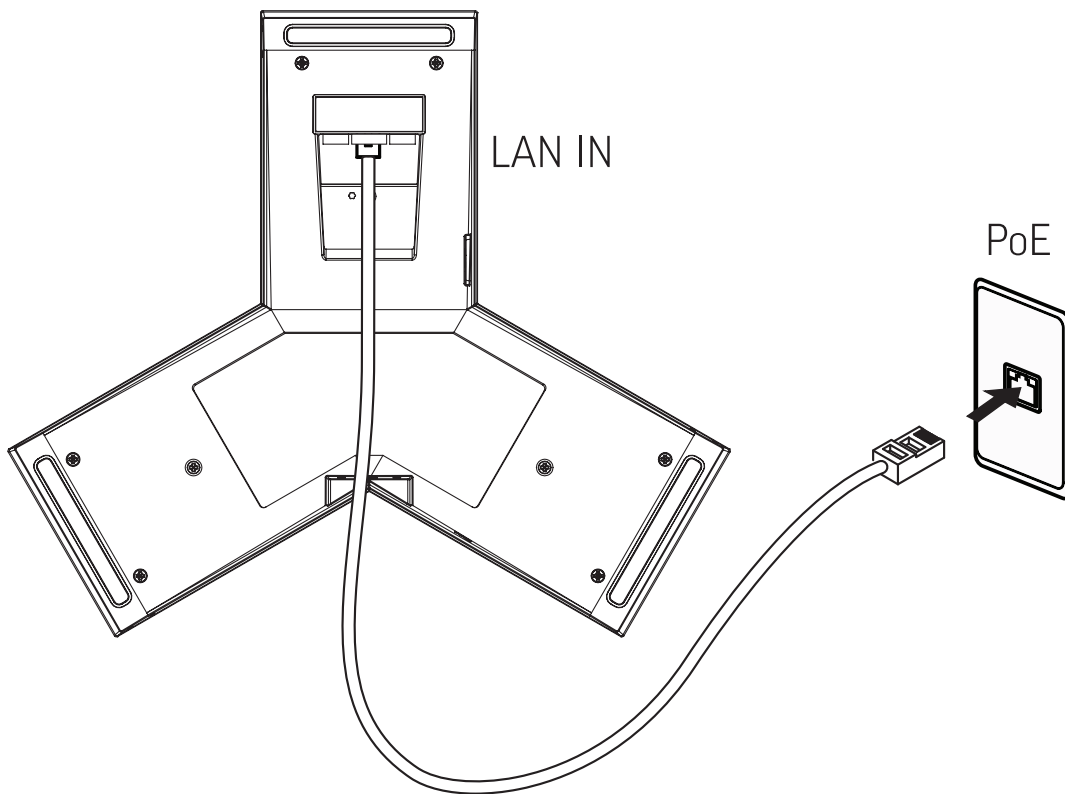
Mic  
2.1 m (7 ft)



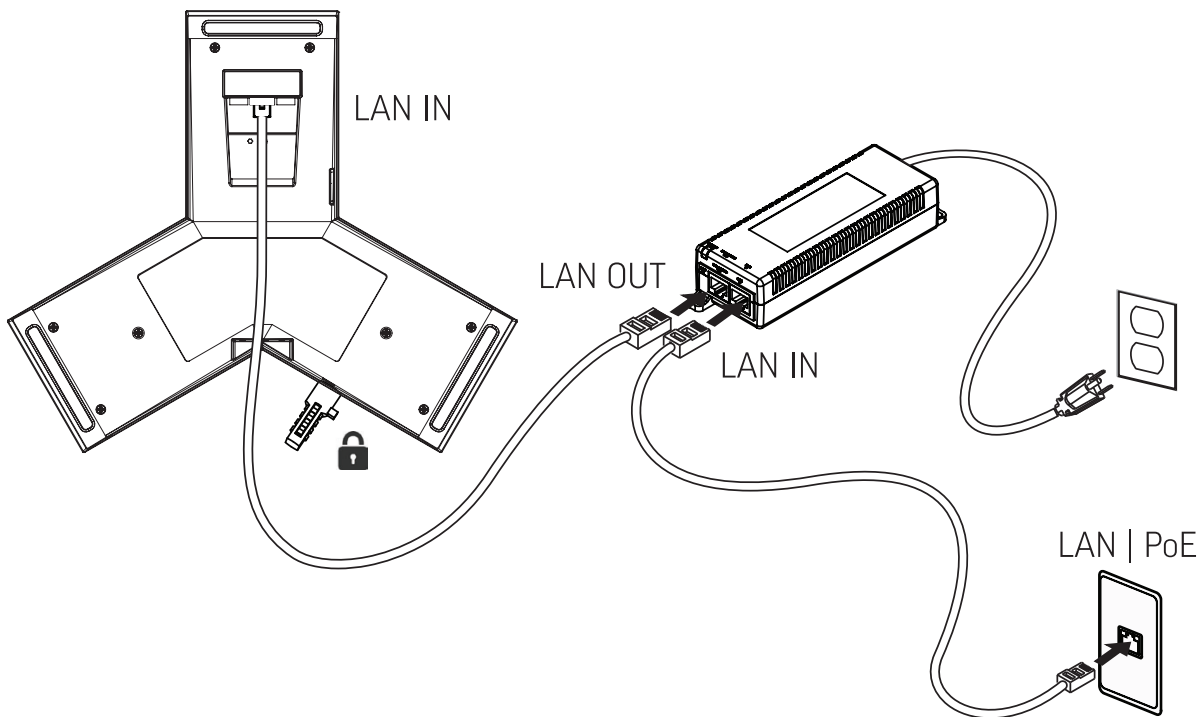
For more information, visit [epb.com/customer-support/business-support](http://epb.com/customer-support/business-support)  
or call 423-648-1500, option 2



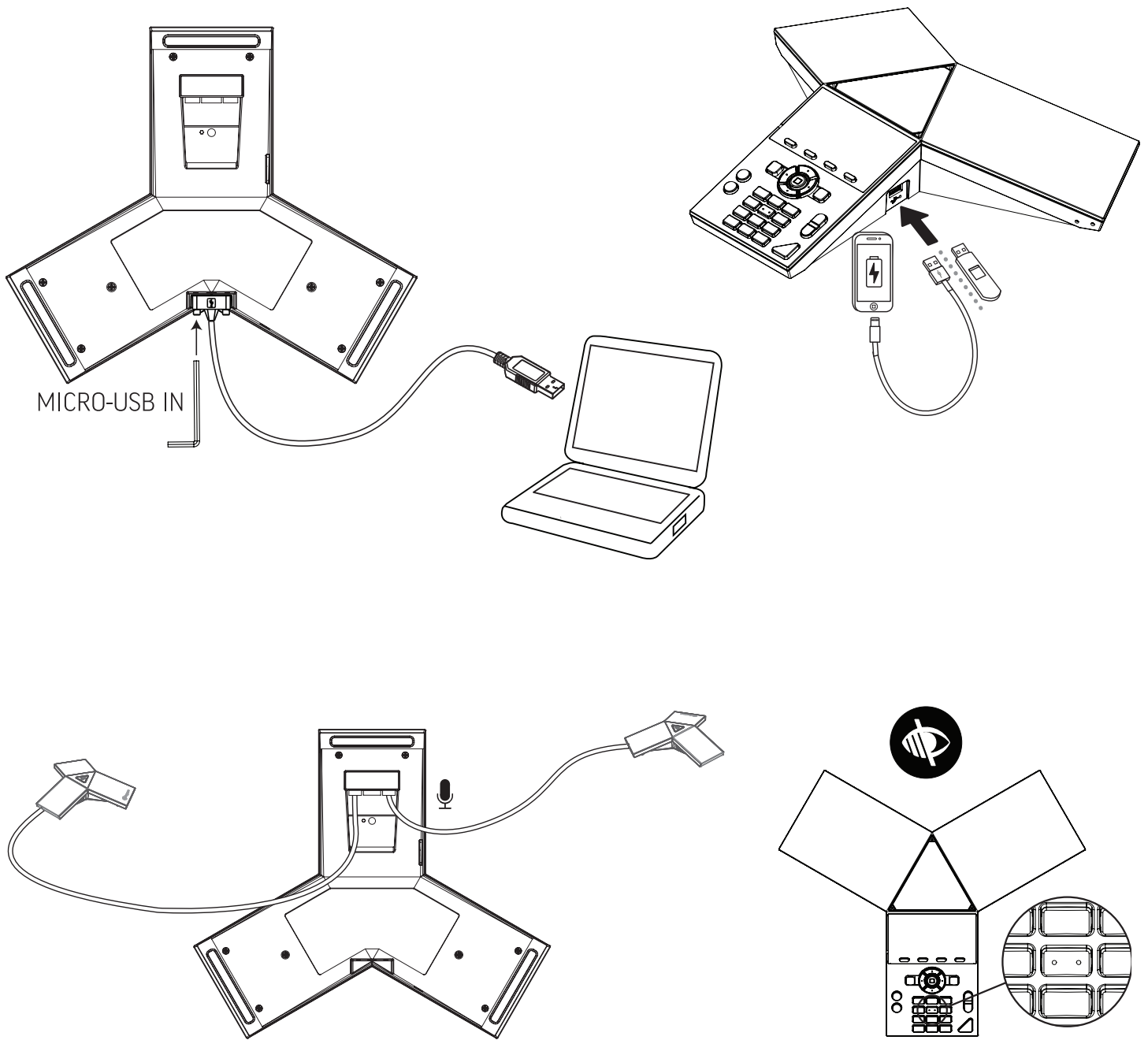
## MINIMUM SETUP



## OPTIONAL SETUP



For more information, visit [epb.com/customer-support/business-support](http://epb.com/customer-support/business-support) or call 423-648-1500, option 2



Hereby, Polycom (Netherlands) B.V. declares that the radio equipment type Trio 8300 is in compliance with Directive 2014/53/EU. Trio 8300 NR is marked with the CE mark. This mark indicates compliance with LVD and EMC Directives 2014/35/EC and 2014/30/EC. The full text of the EU declaration of conformity is available at the following internet address: <https://www.polycom.com/voicedocumentation>.

© 2019 Plantronics, Inc. All rights reserved. Poly, the propeller design, and the Poly logo are trademarks of Plantronics, Inc. All other trademarks are the property of their respective owners.

For more information, visit [epb.com/customer-support/business-support](http://epb.com/customer-support/business-support) or call 423-648-1500, option 2

